

## Dear citizen

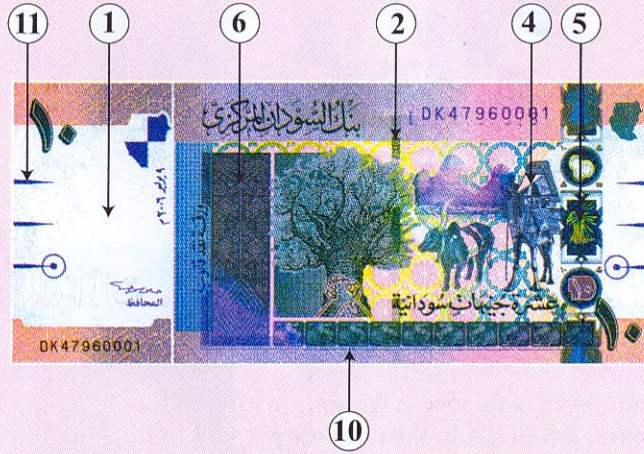
The production and distribution of the national currency costs the national economy huge amount of money which is ultimately paid by the Sudanese taxpayer and financed by the Government. Hence we must all cooperate to preserve the national currency, keep it clean and protect it from tear and crimping. By so doing the cost of re-issuing and management of the notes will be reduced.

The Central Bank of Sudan in cooperation with the Sudan Currency Printing Press adopted the use of a new type of banknote paper which is resistant to tear and soiling and hence lasts longer in circulation.

We hope that citizens will respond to this directive by keeping the banknotes in clean and dry wallets, keep it away from soiling and dampness and excessive folding and tearing of the notes.

### The Theme of the Ten Pound denomination is **NATIONAL UNITY**

and is symbolised by icons from the different parts of the country e.g. the grasped hands around the Tabaldia Tree, It is also manifested in the view of the Presidential Palace is a symbol of national sovereignty with an underlining landscape sharing



Ten Pounds note denomination

Length 155 mm.

Width 69 mm.

Paper colour: violet

In the name of Allah  
Most Gracious, Most Merciful



## Central Bank of Sudan

Security features for the new note

# TEN

## SUDANESE POUNDS

How to identify the genuine notes



# CENTRAL BANK OF SUDAN

## Security features for the new note

### Ten Sudanese Pound

#### How to identify the genuine notes

##### Security features

A number of security features characterizes the Sudanese currency notes against forgery. The citizen should be able to recognize these security features so as to distinguish between the genuine and fake notes, if he encounters any such notes. And because the Ten Sudanese Pound has a high face value that makes it a forgery target, sophisticated security features have been built into it which are very difficult to imitate. Though is the case, attention should be called to the fact that forgers never give up. A person might fail to distinguish fake notes if he is unaware of these features or else is not keen enough to inspect the notes he is dealing with. A brief is given in this brochure about these features which can be recognized by ordinary human senses. These features are designated by figures showing their location in the front and back sides of the note.

##### (1) Water mark

The water mark is an image of the Secretary Bird (Sagr el Jedian). An additional water mark also is the number 10 with the letters LS and ١٠ س. The water mark is a sort of deformation in the paper at the manufacturing stage that results in an image gradated in tone between white and black. The image could be seen if the paper is held against a source of light from the back.



##### (2) Windowed security thread


This is a metallised thread of width 2mm. It shows on the front face of the note as a broken line (windows) in metallic aluminum color. If seen against a light source, you find that .

- The windowed thread becomes a dark continuous line.
- there is a micro text printed on the thread showing the name of Central Bank of Sudan (CBS) and **بنك السودان المركزي** and figure 10 LS both in English and Arabic alternately .




##### (3) See-through register

This is an image of the map of the Sudan. Part of the image shows on the front side of the note and the other part shows on the back side of the note. When the note is seen against a source of light from the back the complete image manifests itself in perfect register.




##### (4) Intaglio printing

The front face of the note bears an intaglio printing. Tabaldia tree and Taca mountains images such as numbers and Arabic text at the top and bottom of the note in brown colour, can be felt by the touch of the tip of the fingers.



##### (5) Holographic Stripe

This is a metallic stripe in aluminum colour. it runs a long the width of the note from top to bottom and bears icons when closely examined you can see the secretary bird (Sagr el Jedian) on top of a diagonal lines shows the figure (10LS). and the figure 10 in bold typeface inside a circle written in both Arabic and English that shows alternately in rainbow colours when tilting the note under a direct light.



##### (6) Latent image


In the image at the left of the Tabaldia Tree of the front face - printed in intaglio- you can see the three letters CBS when looking at the paper at an angle of 45 degrees under a reflective light. These letters won't show if looked at perpendicularly



##### Features that can be seen when subjecting the note to UV light.

The below images show when seen under UV light. These are as follows:


- A red band show up under the metallic stripe.
- Fluorescent fibers in red, yellow and blue colours shows up distributed all over the note.
- Some green inks show up under the UV light.



##### Features that can be seen by a magnifying glass

##### (10) Micro lettering

With micro lettering, fine lithographic lines can be seen as a well.



##### (11) Tactile marks for the blinds.

This denomination contains special tactile mark by which the blinds can recognize it through the touch by the tip of the fingers.

